

outdoor living

Enjoy your terrace

No. 2
April 2021

What's new in 2021

Fall in love with our new
50 x 100 cm format

We present the 121 CM
channel drain: perfect for
terraces

Cleaning special: how
to clean your porcelain
stoneware terrace

New ideas for designing
your terrace

by  ROSA
GRES



It's time for some outdoor living on your terrace!

There are times when going outdoors is more attractive than ever. It is now spring, and summer is just around the corner! Without doubt, one of the best times of the year to inspire the second edition of **Outdoor Living by Rosa Gres**. Thank you for being here!

We encourage you to discover our suggestions for making the most of your terrace: a new paving tile format you will love, 50 x 100 cm; the perfect channel drain; cleaning tips to make your flooring look beautiful with minimum effort; and new design ideas for decorating your terrace with our porcelain stoneware floors and highly personal complements.

Enjoy your terrace!





Contents

Fall in love with our new 50 x 100 cm format

More beauty with fewer pieces

p. 06

The new channel drain that is perfect for terraces

We are proud to present the perfect channel drain: pretty, discreet and efficient

p. 11

Cleaning special: how to clean your porcelain stoneware terrace

Discover our cleaning secrets and make your terrace look beautiful with minimum effort

p. 14

Ideas for designing your terrace

Porcelain stoneware that looks like slate. Beautiful!

p. 18

2 small terraces that make the house gain space and breathe

p. 20

A dining corner next to the pool

p. 22

Different shades of gray facing the sea. I want it!

p. 24

Don't think twice; ceramic wood is perfect for outdoor spaces

p. 26

Express Deco

Mini reportages and trends featuring porcelain stoneware floors

p. 28

Construction solutions

Three ideas for decorating your terrace with trim pieces

p. 30

Rosa Gres colors and pieces

Find your **Rosa Gres** color

p. 32

Fall in love with our new 50 x 100 cm format


Living surrounded by wow factor

A single color, inside and out: **Mystery White**, elegant, neutral, a classic. And heightening the ensemble, on the wall, is **Pietro Golden**: our slate-like texture with a powerful and attractive esthetic.

TERRACE, MISTERY WHITE ANTI-SLIP 48,8 x 97,9 cm | INTERIOR, MISTERY WHITE 48,8 x 97,9 cm

6

outdoor living



More beauty with fewer pieces

Harmony



Natural inspiration



THE NEW PORCELAIN STONEWARE CHANNEL DRAIN THAT IS PERFECT FOR TERRACES

We are proud to
present the perfect
channel drain

decor ideas

Choose a 121 CM that is the same color as the paving for a highly efficient channel that perfectly matches your terrace floor design.

Why choose the new 121 CM channel drain?

1

It looks better

The channel drain is hidden by the 121 CM ceramic piece. Once in place, it blends in so well with the paving it is practically invisible.

2

It has increased drainage capacity

The drainage takes place along the length of the piece, thus avoiding residue accumulations.

3

It is easy to clean

Its design makes it easy to access the channel to clean it out.

4

Is it super resistant! 100% porcelain stoneware

Unibody Design: the 121 CM channel drain is a compact piece without any joints or attachments.

5

It is anti-slip

The 121 CM includes the **Rosa Gres** anti-slip finish, one of the safest on the market.

6

It is a total solution


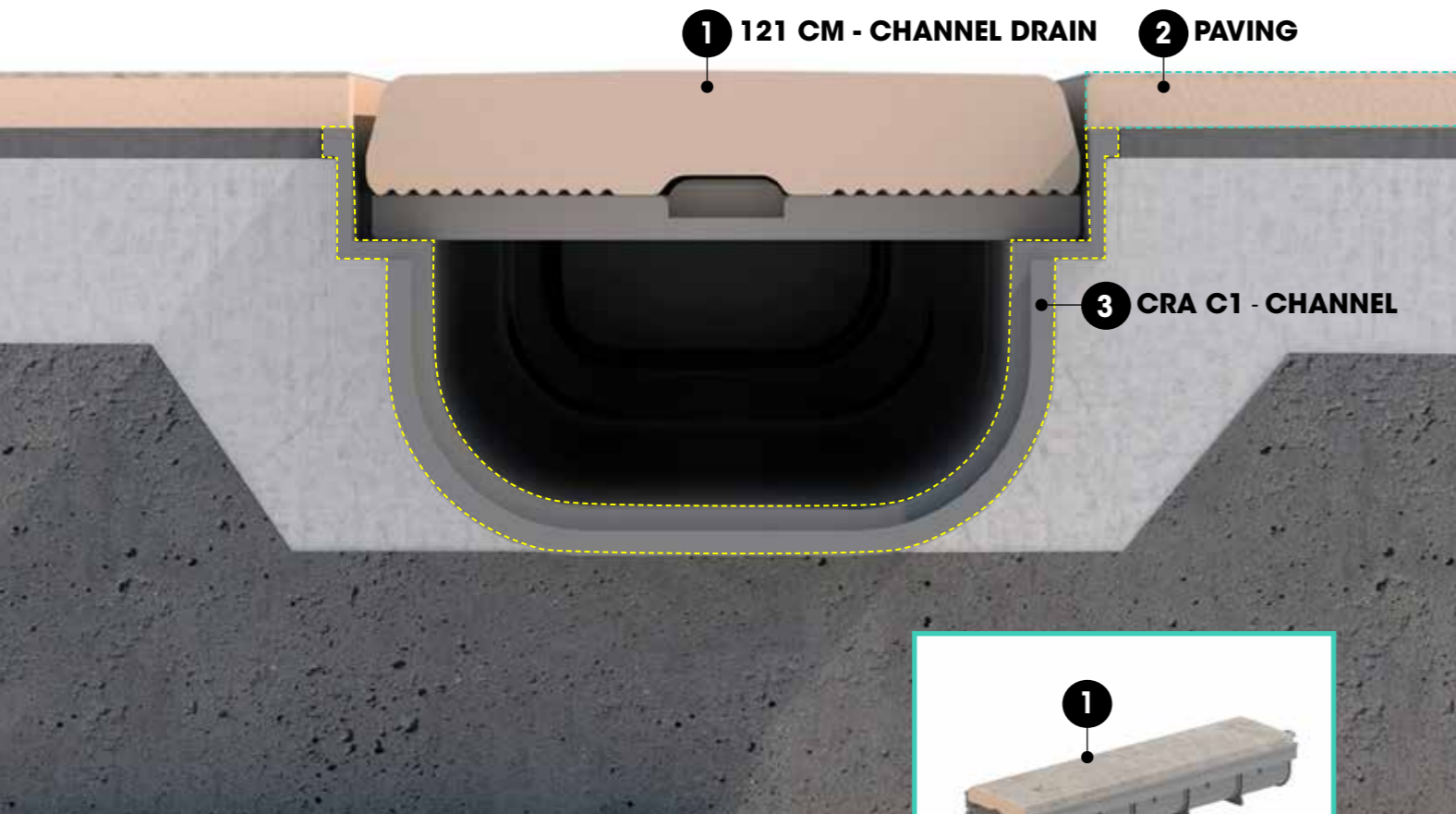
This complete channel system includes all the pieces and complements.

7

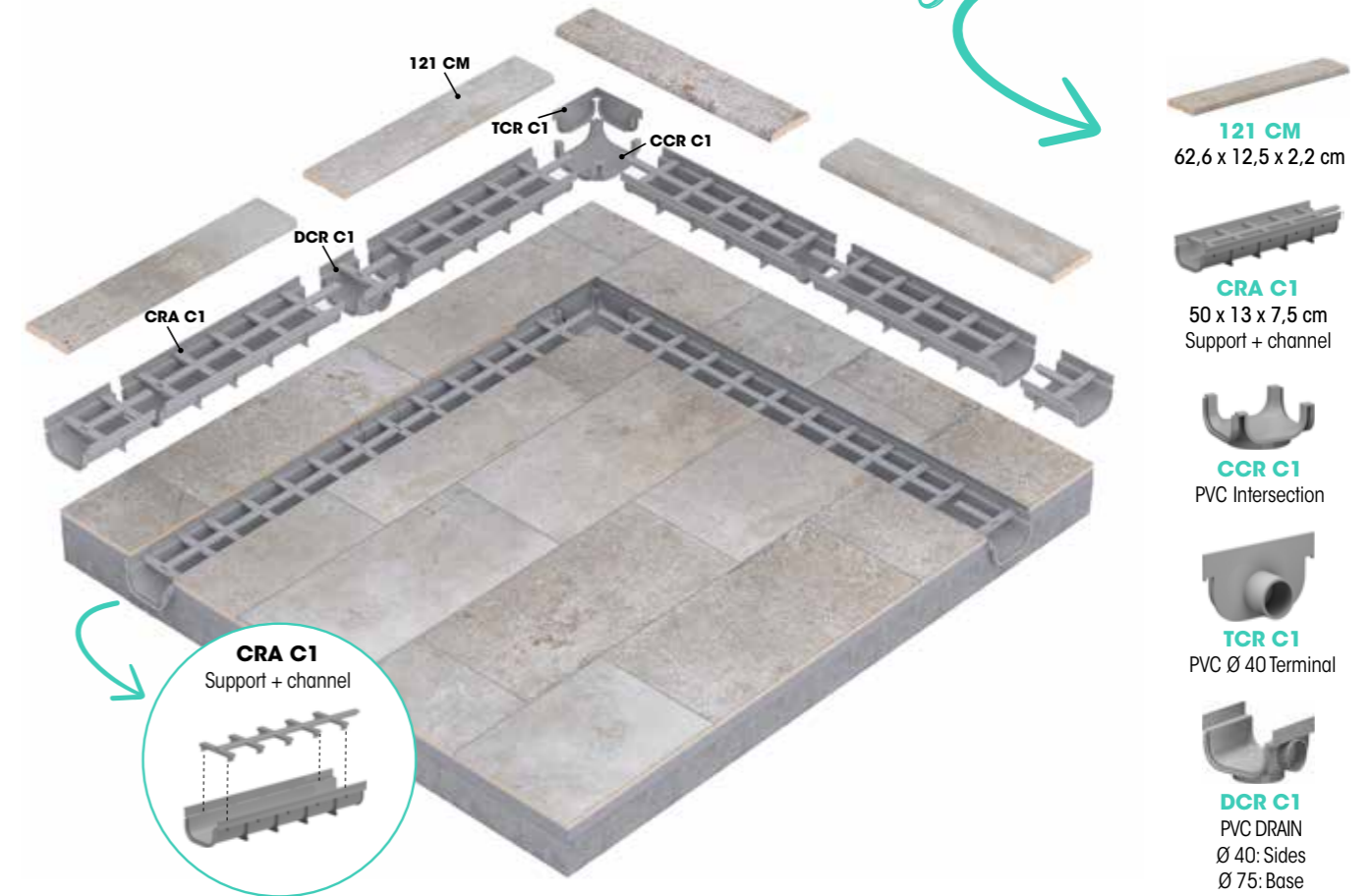
It is beautiful!

Available in all **Rosa Gres** colors and compatible with all formats.

An innovative design with a smooth and efficient overflow



A complete channel system



How to install it, step by step



1 BUILD A RESISTANT BASE.



2 LEVEL THE CHANNELS ON THE BASE AND PLACE THE SUPPORTS.



3 FILL THE SIDES WITH MORTAR.



4 PLACE THE CERAMIC PAVING ON TOP OF THE CHANNEL.

The **CRA C1** channel has been redesigned to include a new support that improves the consistency of the entire system.

Placing the **121 CM** on the new support increases its stability and evacuation capacity. The water will flow and drain through the sides of the piece.

The new design of the channel drain enhances its esthetic harmony. The **121 CM** piece has a uniform appearance, and it blends seamlessly into the paving. Once installed it elegantly hides the channel.

CLEANING SOLUTIONS

How to make your porcelain stoneware look spotless for a lifetime

MISTERY WHITE ANTI-SLIP 31 x 42,6 cm

Do you know why Porcelain Stoneware is so easy to clean?

Because its water absorption values are low (0.5%), and it does not retain or absorb dirt.

Checklist: the essential tips

Cleaning tips

When?
Daily

Goal
Perfect maintenance

- 1 Sweep, brush or use a blower to remove leaves and other solid residues.
- 2 Wash the floor with plenty of hot water. If necessary, brush it down.
- 3 Change the water every 15 m2 for best results. If you finish by rinsing it with water, the result will last longer.
- 4 Test the detergents and cleaning products before using them on an area that is not too visible. We recommend using a neutral detergent like **FIX-SABÓ**®.
- 5 Protect the paving from elements that could be dragged over it and avoid dropping heavy materials or sharp objects.
- 6 For the dirtiest parts of the paving, you can use water mixed with bleach or ammonia and then rinse with water. If you find build-ups of fat or oil, apply a multi-purpose degreaser like **FIX-SABÓ**®, rinse with clean water and leave to dry. If there are only light residues, an ammonia solution should easily get rid of them.

Good ideas



FIX-SABÓ

It is the perfect detergent for cleaning indoor and outdoor floors

Powerful degreaser

Antimicrobial effect

Fresh, clean, delicate smell



Post construction cleaning

Carrying out a thorough cleaning is a basic and necessary step: it is essential to efficiently remove cement residues or other leftovers.



How to deal with stubborn stains

Es Every stain should be seen to properly and quickly to make removing it as easy as possible. Discover its cause and check our chart with solutions for every kind of stain on the following page.



Cleaning areas with hard water

In case of not having a water softener, the best thing is to clean up the water as quickly as possible to avoid lime adhering to the paving.



What NOT to do

- Do **not** use abrasive, solvent or corrosive acid-based products like hydrochloric acid, because they destroy the joints between ceramic tiles.
- Do **not** apply polishers or wax because they form a layer on top of the dirt that makes cleaning more difficult and can also alter the anti-slip properties.

Stain removal chart

| TYPE OF STAIN | CLEANING AGENT LIGHT ACTION | | CLEANING AGENT VIGOROUS ACTION | | CLEANING AGENT HIGHLY VIGOROUS ACTION | | | |
|---|--|--|--|---|--|--|--|--|
| CEMENT, LIMESCALE AND LIMESCALE RESIDUE | DILUTED ORGANIC ACIDS VINEGAR | | ACID-BASED ANTI-LIME DETERGENT VIAKAL® | ACID-BASED DETERGENT DILUTED GRESNET® | DILUTED ACIDIC PRODUCT DILUTED HYDROCHLORIC ACID | UNDILUTED ACIDIC PRODUCT HYDROCHLORIC ACID | ACID-BASED DETERGENT GRESNET® GRESNET PLUS® | POWERFUL DESCALING AGENT PHZERO® |
| SALTPETER OR SALINE EFFLORESCENCE | DILUTED ORGANIC ACIDS VINEGAR | | ACID-BASED DETERGENT VIAKAL® | ACID-BASED DETERGENT DILUTED GRESNET® | DILUTED ACIDIC PRODUCT DILUTED HYDROCHLORIC ACID | UNDILUTED ACIDIC PRODUCT HYDROCHLORIC ACID | ACID-BASED DETERGENT GRESNET® GRESNET PLUS® | POWERFUL DESCALING AGENT PHZERO® |
| DIRT OR HUMIDITY IN THE JOINTS | OXIDIZING AGENT BLEACH | | SPECIFIC PRODUCT FOR JOINTS CILLIT BANG® FOR DIRT AND HUMIDITY STAINS | | | SPECIFIC PRODUCT FOR JOINTS FUGANET® | | |
| OXIDE DEPOSITS AND RUST STAINS | ACID-BASED DETERGENT GRESNET® | | ACIDIC PRODUCT PHOSPHORIC ACID | DILUTED ACIDIC PRODUCT DILUTED HYDROCHLORIC ACID | | UNDILUTED HYDROCHLORIC ACID | SPECIFIC PRODUCT FOR OXIDES NO RUST® | |
| TOBACCO | ACID-BASED DETERGENT GRESNET® | | ACIDIC PRODUCT PHOSPHORIC ACID | DILUTED ACIDIC PRODUCT DILUTED HYDROCHLORIC ACID | | UNDILUTED HYDROCHLORIC ACID | | |
| VEGETABLE OIL AND ANIMAL FAT | ALKALINE-BASED DETERGENT AMMONIA | BAKING SODA IN WATER | SOLVENT ACETONE | CAUSTIC SODA SOLUTION | | SPECIFIC SOLVENT TRICHLOROETHYLENE OR SIMILAR | CAUSTIC SODA | |
| BEER, WINE, COFFEE, TEA, JUICE, COCA-COLA, ICE CREAM | ALKALINE-BASED DETERGENT AMMONIA | OXIDIZING AGENT BLEACH | SOLVENT ALCOHOL / ACETONE | | | CAUSTIC SODA | | |
| PAINT RESIDUES, GRAFFITI | SOLVENT ACETONE | | SPECIFIC SOLVENT TURPENTINE | | | OTHER SPECIFIC SOLVENTS NOPAINT STAR® / FIX-GRAF STONE® | | |
| RUBBER OR TIRE RESIDUE | SOLVENTS ACETONE / ALCOHOL | | SPECIFIC SOLVENT TRICHLOROETHYLENE OR SIMILAR | | | OTHER SPECIFIC SOLVENTS CLEANER PRO® / FIX-GRAF STONE® | | |
| NAIL POLISH 6 | SOLVENT ACETONE | | SPECIFIC SOLVENTS NOPAINT STAR® / FIX-GRAF STONE® | | | | | |
| CANDLE WAX RESIDUE | SOLVENT ETHER / PROPANOL | | SPECIFIC SOLVENT ZEROSIL® | | | | | |
| ADHESIVE TAPE, GLUE, BUBBLE GUM OR TREE RESIN RESIDUE | SOLVENT ETHER / PROPANOL | | SPECIFIC SOLVENT ZEROSIL® | | | | | |
| SILICONE, ACRYLIC FILLER OR POLYURETHANE FOAM RESIDUE | SOLVENT ETHER / PROPANOL | | SPECIFIC SOLVENT FOR SILICONE ZEROSIL® | | | | | |
| TREE LEAVES, VEGETABLE STAINS AND ANIMAL EXCREMENT RESIDUE | DETERGENTS WITH BLEACH ESTRELLA® FLOOR CLEANING PRODUCT | | OXIDIZING AGENT BLEACH | | | | | |
| IODINE- AND CHROMIUM-BASED COMPOUNDS | OXIDIZING AGENT HYDROGEN PEROXIDE | | OXIDIZING AGENT BLEACH | | | | | |
| BLOOD | OXIDIZING AGENT HYDROGEN PEROXIDE | | OXIDIZING AGENT BLEACH | | | | | |
| INK, MARKER OR MERCOMINA | OXIDIZING AGENT BLEACH | | SOLVENTS ALCOHOL / ACETONE | | | SPECIFIC SOLVENT FIX-GRAF STONE® | | |
| FOOD COLORING | OXIDIZING AGENT BLEACH | | SOLVENTS ALCOHOL / ACETONE | | | SPECIFIC SOLVENT SR95® | | |
| TAR OR BITUMEN | OXIDIZING AGENT BLEACH | | SOLVENTS ALCOHOL / ACETONE | | | SOLVENT TRICHLOROETHYLENE OR SIMILAR | | |
| EPOXY JOINT RESIDUE | SPECIFIC PRODUCTS EPOXINET® DURING APPLICATION | EPOXCLEANER® / CR10® FOR DRY RESIDUES | SPECIFIC PRODUCTS EPOXINET® DURING APPLICATION | EPOXCLEANER® / CR10® FOR DRY RESIDUES | SPECIFIC PRODUCTS EPOXINET® DURING APPLICATION | EPOXCLEANER® / CR10® FOR DRY RESIDUES | SPECIFIC PRODUCTS EPOXINET® DURING APPLICATION | EPOXCLEANER® / CR10® FOR DRY RESIDUES |

Porcelain stoneware that looks like slate Beautiful



Pietro Grey is inspired by a material as genuine as slate. Its design is rich and nuanced. It adds a modern and elegant air to your decor and perfectly matches crude-toned textiles, natural fibers and any kind of flower you can imagine.



Why choose porcelain stoneware for my terrace?

1

It is highly resistant. Unaffected by solar radiation, contact with water, ice or cold. It does not change color or break.

2

Extremely clean. Remains in perfect conditions with minimum effort. This material is so hygienic it is not susceptible to bacterial build-up.

3

Endless esthetic possibilities. With Rosa Gres paving, available in more than 30 colors and textures, you can create unique personal designs for your terrace.

4

It is a sustainable material. Its resistance is so high it lasts for the longest time. It does not spoil and therefore wastes fewer energy resources.

2 Small terraces that make the house gain space and breathe

deco ideas

fresh!

Create an indoor terrace where you can grow all the plants you love without having to worry about the floor. It is ceramic wood! It is unaffected by water, humidity or temperature changes. It is easy to clean and looks spotless day after day.



ALMA PURE ANTI-SLIP 19,41 x 97,9



Comfort



deco ideas

How to transform your terrace into an outdoor living space. Three ideas: pave the floor with the anti-slip ceramic wood Alma Forest, choose some comfortable furniture and surround it with plants. Mission accomplished!



ALMA FOREST ANTI-SLIP 19,41 x 97,9



The dream:

A dining corner next to the pool

deco ideas

A heavenly corner facing the ocean with beautiful secrets like choosing a coordinated **#ilovemix** design featuring wood and slate textures: **Stela Grey**, our aged wood, and **Pietro Dark**, veined gray slate.



Stela Grey 19,41 x 97,9



Pietro Dark 31 x 62,6



STELA GREY ANTI-SLIP 19,4 x 97,9 cm & PIETRO DARK ANTI-SLIP 31 x 62,6 cm

Different shades of gray facing the sea: I want it !



deco ideas

A terrace overlooking the sea is a true treasure. The best thing you can do to enjoy it as much as possible is to surround it with practical noble materials. For this chic Mediterranean project, the floor and wall have been done entirely in grey: our color **Serena Griggio** combined with evocative furniture, linen, crude tones and details as blue as the sea.



SERENA GRIGGIO ANTI-SLIP 31 x 62,6 cm

Don't think twice, ceramic wood is perfect for outdoor spaces



Stela Grey 19,41 x 97,9



Stela White 19,41 x 97,9


deco ideas

To create a fresh and welcoming atmosphere with a touch of originality, this terrace was made combining two different tones of ceramic wood: **Stela White** on the wall and **Stela Grey** on the floor

The **Rosa Gres** porcelain stoneware that looks like wood does not spoil and is easy to clean.

A highly practical solution that conveys warmth and zero problems.

Discover the 8 colors of our ceramic wood; see page 32 for **Stela** and page 34 for **Alma**.





TWO TEXTURES, WOOD AND SLATE,
AND A SINGLE COLOR FOR THE WHOLE HOUSE

Indoors: the wooden look of **Stela White 19,4 x 97,9 cm**

Outdoors: the slaty look of **Pietro White anti-slip 31 x 62,6 cm**



ALTERNATE PORCELAIN
STONEWARE AND WHITE STONES

Pietro Grey anti-slip 31 x 62,6 cm



CREATE A FACADE
WITH A WALL AND
A CONTRASTING COLOR

Pietro Dark 48,8 x 97,9



A SMOOTH COLOR PAIRED
WITH DECORATED PIECES

Bohème Brune anti-slip 31 x 62,6 cm
Decorated Bohème Brune tiles

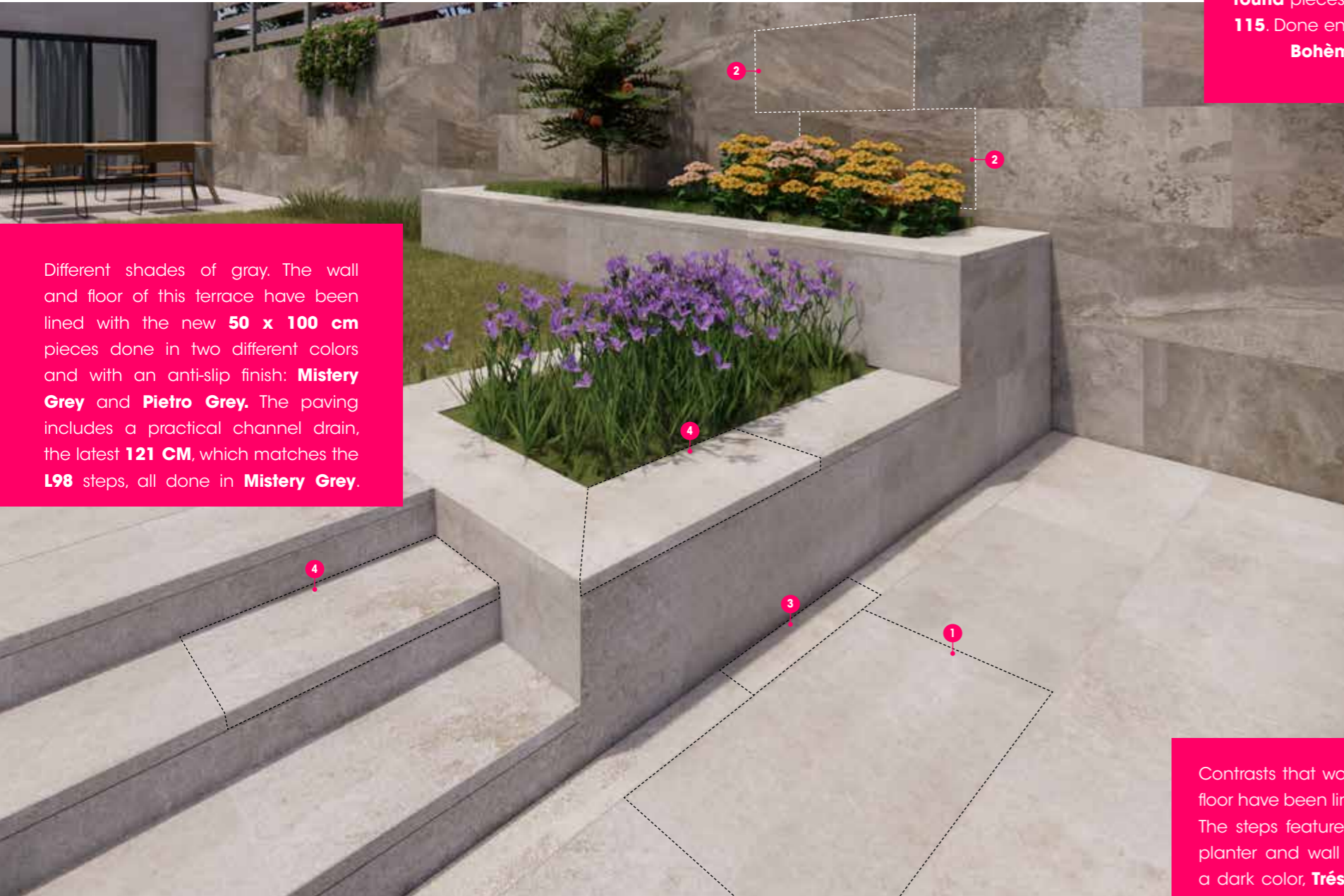



Three ideas for decorating your terrace with trim pieces



Wall, BOHÈME VANILLE ANTI-SLIP 31 x 62,6 cm | Floor and panels, BOHÈME VANILLE 31 x 62,6 cm

The corners and edges of this garden furniture ensemble have been rounded off using only two trim pieces, the half-round pieces ref. 183 and ref. 115. Done entirely in our color **Bohème Vanille**.




Different shades of gray. The wall and floor of this terrace have been lined with the new 50 x 100 cm pieces done in two different colors and with an anti-slip finish: **Mystery Grey** and **Pietro Grey**. The paving includes a practical channel drain, the latest 121 CM, which matches the L98 steps, all done in **Mystery Grey**.

Wall, PIETRO GREY 48,8 x 97,9 cm | Floor, MISTERY GREY ANTI-SLIP 48,8 x 97,9 cm



1 50M Mystery Grey 2 50M Pietro Grey 3 121 CM 4 L98



Contrasts that work. The stairs and the floor have been lined with **Alma Forest**. The steps feature the L62 pieces. The planter and wall are highlighted with a dark color, **Trésor Java**. The corners and edges of the planter have been rounded off with the half-round pieces ref. 183 and ref. 115.

Floor and stairs, ALMA FOREST ANTI-SLIP 19,41 x 97,9 | Steps, L62 ALMA FOREST | Wall and front of planter, TRÉSOR JAVA 31 x 62,6 cm



1 L62 2 115 3 183

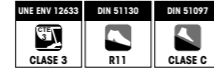


- 1.- Download our App
- 2.- Scan the collection's QR code
- 3.- You will see each color's panel in detail



Pietro

ANTI-SLIP



30,2 x 30,2 x 0,9
Rectified on request

31 x 62,6 x 0,9

48,8 x 48,8 x 1

48,8 x 97,9 x 1

PIETRO WHITE ANTI-SLIP 48,8 x 97,9 cm



Pietro White



Pietro Golden



Pietro Grey



Pietro Dark



Pietro code

Stela

ANTI-SLIP



19,4 x 97,9 x 1

LISO



19,4 x 97,9 x 1

STELA GREY ANTI-SLIP 19,4 x 97,9 cm



Stela White




Stela Golden



Stela Grey



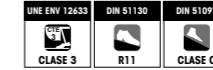
Stela Dark



Stela code

Serena

ANTI-SLIP



30,2 x 30,2 x 0,9
Rectified on request

31 x 62,6 x 0,9

48,8 x 48,8 x 1

SERENA OCRA ANTI-SLIP 31 x 62,6 cm



Serena Bianco



Serena Ocra



Serena Griggio



Serena Nero



Serena Mix
Only 31 x 62,6 x 0,9



Serena code

Bohème

ANTI-SLIP

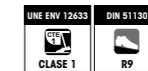


30,2 x 30,2 x 0,9
Rectified on request

31 x 62,6 x 0,9

48,8 x 48,8 x 1

LISO



31 x 62,6 x 0,9

48,8 x 48,8 x 1

BOHÈME GLACÉ ANTI-SLIP 48,8 x 48,8 cm




Bohème Vanille



Bohème Brune



Bohème Glacé



Bohème Nuit



Bohème code



- 1.- Download our App
- 2.- Scan the collection's QR code
- 3.- You will see each color's panel in detail



Alma

ANTI-SLIP

| | | |
|---------------|-----------|-----------|
| UNE ENV 12633 | DIN 51130 | DIN 51097 |
| CLASE 3 | R11 | CLASE C |

19,4 x 97,9 x 1

LISO

| | |
|---------------|-----------|
| UNE ENV 12633 | DIN 51130 |
| CLASE 1 | R9 |

19,4 x 97,9 x 1

ALMA HONEY ANTI-SLIP 19,4 x 97,9 cm



Alma Pure Alma Honey Alma Mist Alma Forest Alma code

Mistry

ANTI-SLIP

| | | |
|---------------|-----------|-----------|
| UNE ENV 12633 | DIN 51130 | DIN 51097 |
| CLASE 3 | R11 | CLASE C |

30,2 x 30,2 x 0,9
31 x 62,6 x 0,9
48,8 x 97,9 x 1
31,3 x 31,3 (4,9 x 4,9 / 10)

Rectified on request

LISO

| | |
|---------------|-----------|
| UNE ENV 12633 | DIN 51130 |
| CLASE 1 | R9 |

31 x 62,6 x 0,9 48,8 x 97,9 x 1

MISTRY WHITE ANTI-SLIP 31 x 62,6 cm



Mistry White Mistry Sand Mistry Grey Mistry Blue Stone Mistry code

Tao

ANTI-SLIP

| | | |
|---------------|-----------|-----------|
| UNE ENV 12633 | DIN 51130 | DIN 51097 |
| CLASE 3 | R11 | CLASE C |

30,2 x 30,2 x 0,9
31 x 62,6 x 0,9

Rectified on request

LISO

| | |
|---------------|-----------|
| UNE ENV 12633 | DIN 51130 |
| CLASE 1 | R9 |

31 x 62,6 x 0,9

TAO SILVER ANTI-SLIP 31 x 62,6 cm



Tao Beige Tao Brown Tao Silver Tao Grey Tao code

Natural

ANTI-SLIP

| | | |
|---------------|-----------|-----------|
| UNE ENV 12633 | DIN 51130 | DIN 51097 |
| CLASE 3 | R10 | CLASE B |

31 x 31 x 0,9

NATURAL HIERRO 2.0 31 x 31 cm



Natural Hierro 2.0 Natural code

Trésor

ANTI-SLIP

| | | |
|---------------|-----------|-----------|
| UNE ENV 12633 | DIN 51130 | DIN 51097 |
| CLASE 3 | R10 | CLASE C |

31 x 62,6 x 0,9
31,3 x 31,3 (4,9 x 4,9 / 10)

TRÉSOR JAVA 31 x 62,6 cm




Trésor Bali Trésor Java Trésor code

| COLLECTIONS | L62 | COLLECTIONS | DL1 |
|-------------|---|-------------|---|
| Alma |  | Pietro |  |
| Stela | | | |
| Pietro | 62,6 x 31,7 x 3,8 | Serena | |
| Serena | DL2 | | |
| Bohème |  | Bohème | |
| Mistry | | Mistry | |
| Tao | | Tao | |
| Trésor | 31,7 x 31,7 x 3,8 | Trésor | |
| | | | 31,7 x 31,7 x 3,8 |

BOHÈME GLACÉ

| COLLECTIONS | EI6 | ED6 |
|-------------|--|---|
| Alma |  |  |
| Stela | | |
| Pietro | 62,6 x 31,7 x 3,8 | 62,6 x 31,7 x 3,8 |
| Serena | | |
| Bohème | | |
| Mistry | | |
| Tao | | |
| Trésor | | |

MISTRY SAND

| COLLECTIONS | L98 |
|-------------|--|
| Alma |  |
| Stela | |
| Pietro | |
| Serena | |
| Bohème | |
| Mistry | |
| | Not available in color Serena Mix |
| | 97,9 x 31,7 x 3,8 |

PIETRO GREY

| COLLECTIONS | EI9 | ED9 |
|-------------|--|---|
| Alma |  |  |
| Stela | | |
| Pietro | 97,9 x 31,7 x 3,8 | 97,9 x 31,7 x 3,8 |
| Serena | | |
| Bohème | | |
| Mistry | | |
| | Not available in color Serena Mix | Not available in color Serena Mix |

ALMA MIST

| COLLECTIONS | Z62 | ZLI | ZLD |
|-------------|---|---|---|
| Alma |  |  |  |
| Stela | | | |
| Pietro | 62,6 x 7 | 36,5 x 30 x 7 | 36,5 x 30 x 7 |
| Serena | | | |
| Bohème | | | |
| Mistry | | | |
| Tao | | | |
| Trésor | | | |

TAO GREY

| COLLECTIONS | I25 | EIN |
|-------------|---|---|
| Alma |  |  |
| Stela | | |
| Pietro | 62,6 x 24,5 x 2,2 | 62,6 x 62,6 x 2,2 |
| Serena | | |
| Bohème | | |
| Mistry | | |
| Tao | | |
| Trésor | | |

ALMA HONEY & SERENA OCRA

| COLLECTIONS | 121 CM | CRA C1 | TCR C1 |
|-------------|---|---|---|
| Alma |  |  |  |
| Stela | | | CCR C1 |
| Pietro | | |  |
| Serena | | | DCR C1 |
| Bohème | | |  |
| Mistry | | | |
| Tao | | | |
| Trésor | | | |
| | 62,6 x 12,5 x 2,2 | 50 x 13 x 7,5 | |

ALMA PURE

| COLLECTIONS | 367 | 368 |
|-------------|---|---|
| Alma |  |  |
| Stela | | |
| Pietro | 31 x 31 x 2,4 | 31 x 31 x 2,4 |
| Serena | | |
| Bohème | | |
| Mistry | | |
| Tao | | |
| Trésor | | |

PIETRO GREY

| COLLECTIONS | 188 | 114 |
|--|--|---|
| Pietro Serena Bohème Mystery Tao Trésor |  |  |
| | 31 x 4 x 4 | 4 x 4 |

PIETRO WHITE

| COLLECTIONS | 183 | 115 |
|--|--|---|
| Pietro Serena Bohème Mystery Tao Trésor |  |  |
| | 31 x 4 x 4 | 4 x 4 |

BOHÈME VANILLE

| COLLECTIONS | 116 | 117 |
|--|---|---|
| Pietro Serena Bohème Mystery Tao Trésor |  |  |
| | 4 x 4 | 4 x 4 |

BOHÈME BRUNE

| COLLECTIONS | 147 | 040 | 030 |
|--|---|--|---|
| Pietro Serena Bohème Mystery Tao Trésor |  |  |  |
| | Bullnose corner 31 x 4 x 4 | Exterior half-round piece ending in a right angle 31 x 4 x 4 | Interior half-round piece ending in a right angle 31 x 4 x 4 |

PIETRO GOLDEN

PIETRO GREY

| COLLECTIONS | Z31 | ZPI | ZPD |
|-------------|---|---|---|
| Natural |  |  |  |
| | 31 x 7 | 38,7 x 19,2 x 7 | 38,7 x 19,2 x 7 |

NATURAL HIERRO

| COLLECTIONS | P31 | DP1 | L31 | DL1 |
|-------------|---|---|---|---|
| Natural |  |  |  |  |
| | 31,7 x 31 x 3,5 | 31,7 x 31,7 | 31,7 x 31 x 3,8 | 31,7 x 31,7 |








NATURAL HIERRO

| COLLECTIONS | 269 | 028 |
|-------------|--|--|
| Natural |  |  |
| | 31 x 12 x 5 | 31 x 7 x 7 |

NATURAL HIERRO

| COLLECTIONS | 034 | 029 | 031 |
|-------------|---|---|---|
| Natural |  |  |  |
| | 31 x 14 x 4 | 31 x 18,5 x 4 | 34 x 31 x 4 |

NATURAL HIERRO

| COLLECTIONS | 121 CM | CRA C1 | TCR C1 |
|-------------|---|---|---|
| Natural |  |  |  |
| | | |  |
| | | |  |
| | 62,6 x 12,5 x 2,2 | 50 x 13 x 7,5 | |
| | 367 | 368 | |
| |  |  | |
| | 31 x 31 x 2,4 | 31 x 31 x 2,4 | |

NATURAL HIERRO



Cover: **Pietro White anti-slip 48,8 x 97,9 cm** | Back cover: **Serena Nero anti-slip 31 x 62,6 cm**

outdoor living
Enjoy your terrace



Rosa Gres, SLU

Central Office

Ctra. Sant Cugat, km. 3
08290 Cerdanyola, Barcelona, Spain
Tel. + 34 93 586 30 60
Ventas: + 34 93 586 37 00
Export Sales: + 34 93 586 37 02
info@rosagres.com
www.rosagres.com

Rosa Gres France, SARL

64140 Lons, France
Tel. + 33 04 11 92 00 30
contact@rosagres.com
administration@rosagres.com
www.rosagres.com/fr

Factory

Pol. Ind. Mas Vell
Ramón Sugrañes, 1
43144 Vallmoll, Tarragona, Spain

Distributed by